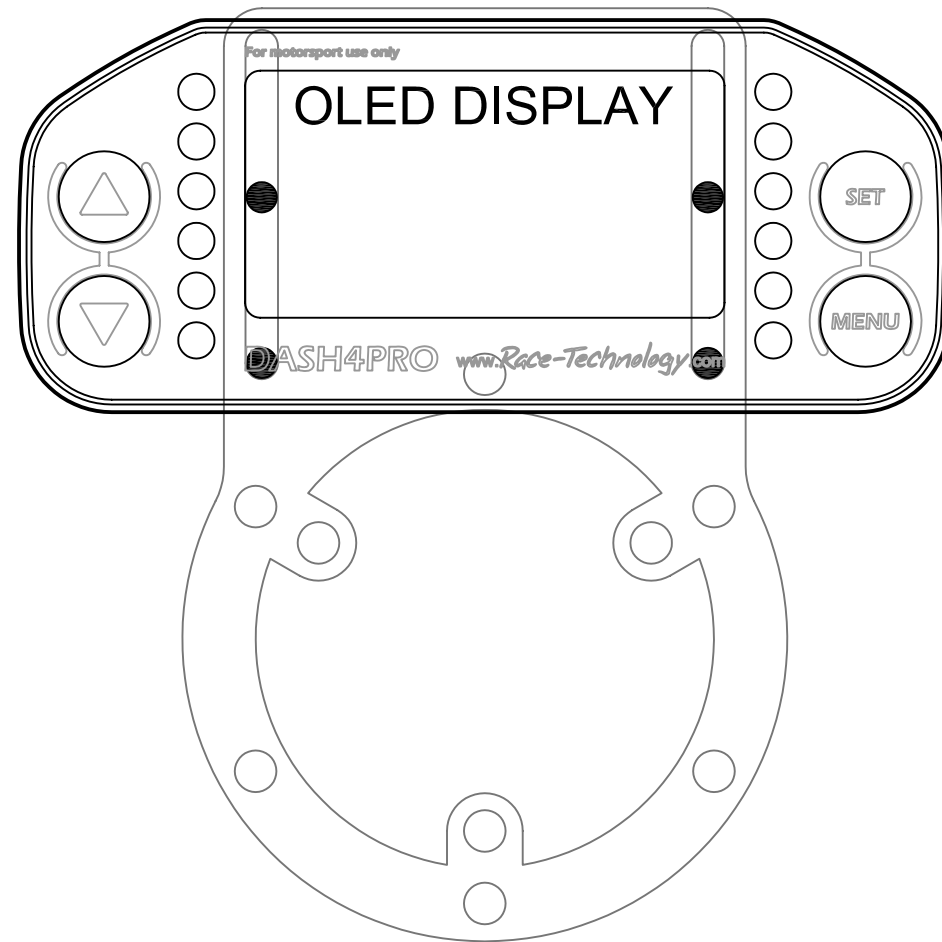


DASH4 PRO OLED AT FULL HEIGHT ON STEERING WHEEL MOUNTING PLATE

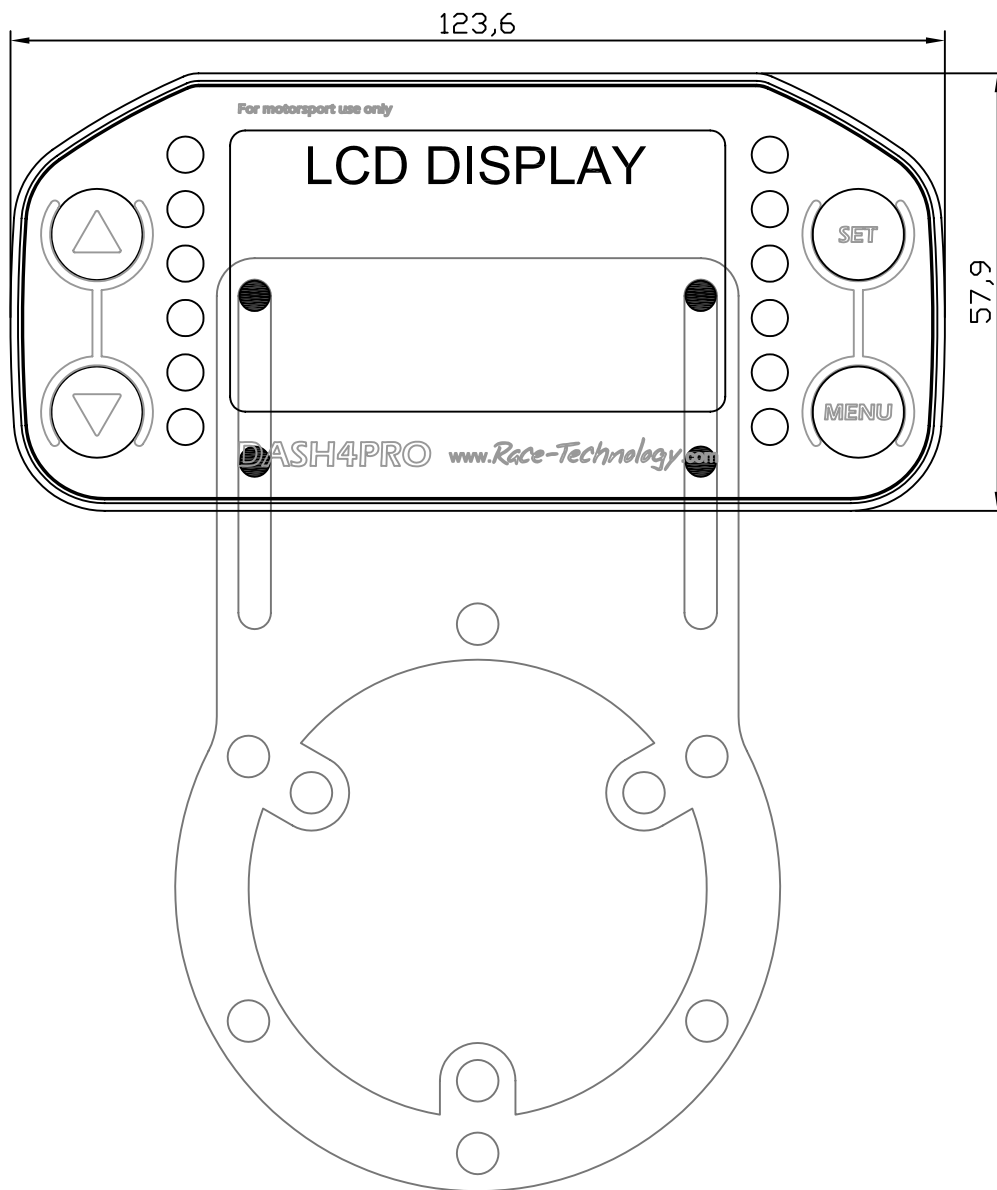
THE DASH4 PRO IS SHOWN HERE IN 2 IMAGES - AT THE HIGHEST AND LOWEST SETTING ON THE STEERING WHEEL MOUNTING PLATE. THE DASH4 PRO CAN BE SET AT ANY HEIGHT BETWEEN THESE 2 POINTS.

PRINT THE DRAWING TO CHECK THE FITMENT ON YOUR STEERING WHEEL. WHEN PRINTING FROM PDF SCALING MUST BE SET TO NONE.



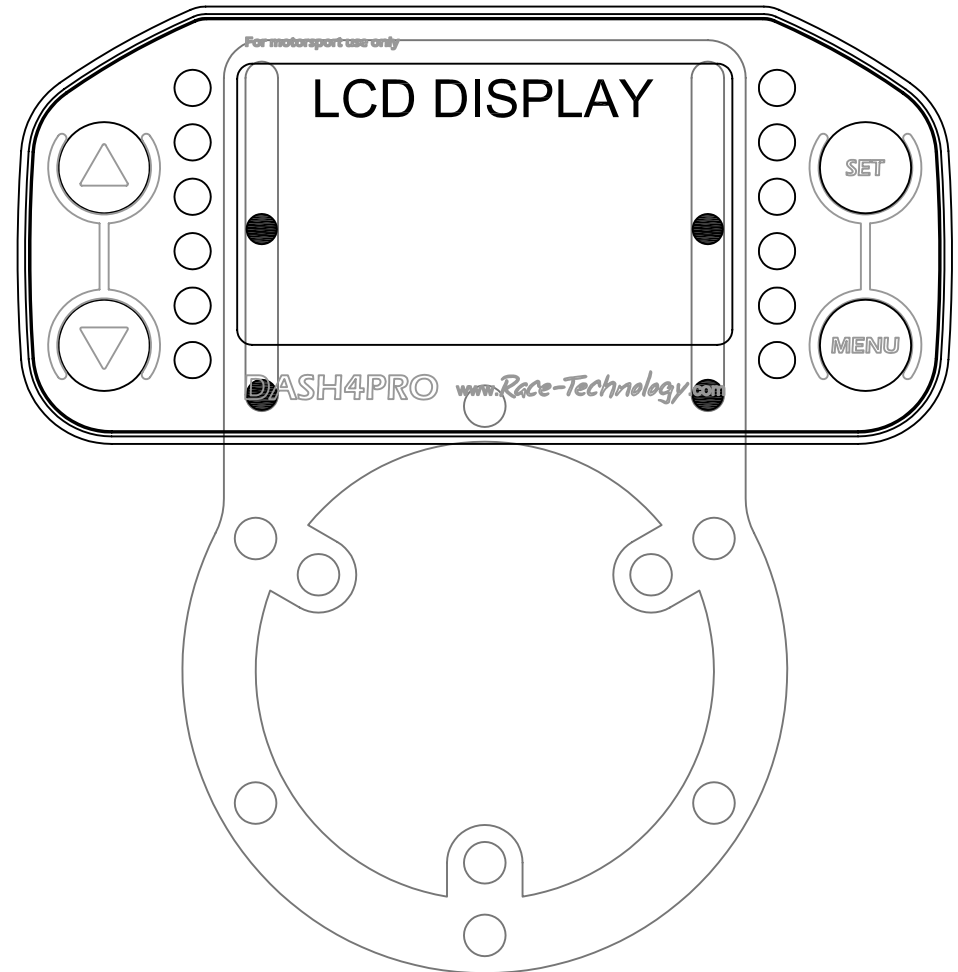
DASH4 PRO OLED AT LOWEST SETTING ON STEERING WHEEL MOUNTING PLATE

| | | | |
|-----------------------------------|-----------------|-----------|------------------------------------------------------------|
| Title: DASH4 SIZING DRAWING | Finish: N/A | Notes: | www. <i>Race Technology</i> .com |
| View: PLAN | Tolerance: N/A | | |
| Drawing No: DASH4__Size__Template | | Revision: | After 12, King Street, Eastwood, Nottingham NG16 3DA |
| Material: N/A | Scale: 1:1 @ A4 | | |



DASH4PRO LCD AT FULL HEIGHT ON STEERING WHEEL MOUNTING PLATE

THE DASH4PRO WITH LCD DISPLAY IS SHOWN HERE IN 2 IMAGES - AT THE HIGHEST AND LOWEST SETTING ON THE STEERING WHEEL MOUNTING PLATE. THE DASH4PRO LCD CAN BE SET AT ANY HEIGHT BETWEEN THESE 2 POINTS. PRINT THE DRAWING TO CHECK THE FITMENT ON YOUR STEERING WHEEL. WHEN PRINTING FROM PDF SCALING MUST BE SET TO NONE.



DASH4PRO LCD AT LOWEST SETTING ON STEERING WHEEL MOUNTING PLATE

| | | | |
|----------------------------------------|-----------------|-----------|------------------------------------------------------------|
| Title: DASH4PRO LCD SIZING DRAWING | Finish: N/A | Notes: | www. <i>Race Technology</i> .com |
| View: PLAN | Tolerance: N/A | | |
| Drawing No: DASH4__LCD__Size__Template | | Revision: | After 12, King Street, Eastwood, Nottingham NG16 3DA |
| Material: N/A | Scale: 1:1 @ A4 | | |